



KC 2400 SERIES EMC CIRCULAR BACKSHELLS

- *Light weight and compact and suitable for all standard circular connectors*
- *High EMC performance*
- *Overall screening by braid trap system*
- *Teeth on adaptor body mesh with connector teeth for positive lock.*
- *Blind teeth on aluminium parts for increased screening capability*
- *Sealing by heat shrink boot*
- *No special tools are required and the system is easily reworked*

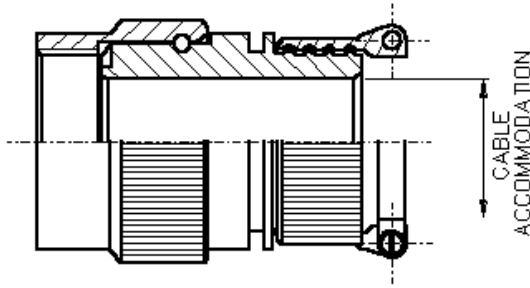
The **KC 2400** series is part of the **KC 2000** range of high performance, EMC backshells for standard circular connectors that consist of eight individual but interrelated products. A variety of techniques are used to provide electromagnetic compatibility, including TEMPEST level performance for both individual and overall screening and environmental protection.

Suitable for both highly sophisticated and simpler solutions, the KC 2000 range is available at prices that are viable for small batch to high volume production runs. The range is ideal for all defence and aerospace as well as commercial and industrial applications.

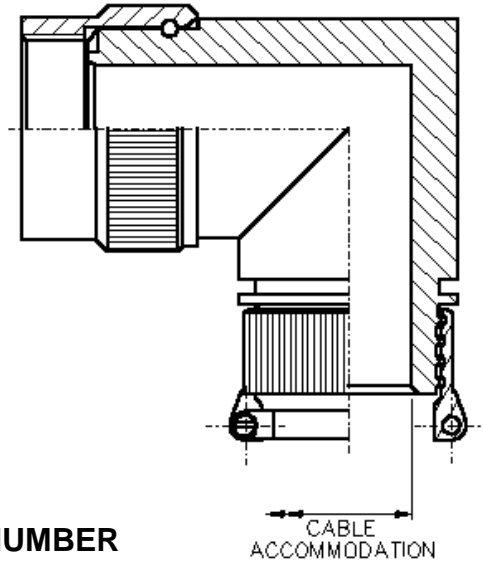
KEC Limited is an EMC interconnect specialist that manufactures a wide selection of backshells, bulkhead/panel glands, conduit and conduit fittings.

KEC products are designed to suit all levels of screening requirements for EMI/RFI, EMP, TEMPEST and environmental protection and are designed to help manufacturers comply with UK and EC screening directives.

STRAIGHT BACKSHELL



90° BACKSHELL (45° ALSO AVAILABLE)



TYPICAL PART NUMBER

KC2401 - 28 - 24W1-24C-XXX

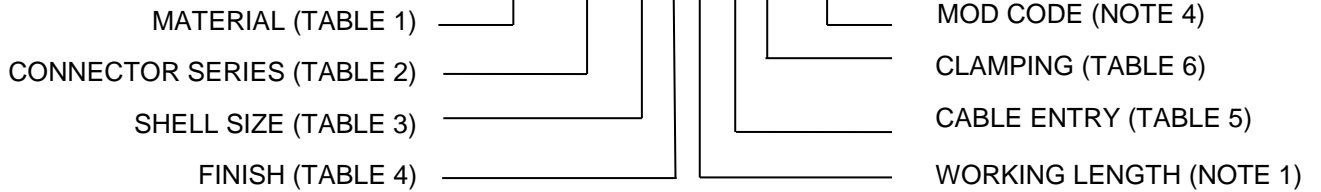


TABLE 1

MATERIAL CODE	
01	ALUMINIUM
02	STAINLESS STEEL
03	ALI BRONZE

TABLE 2

SERIES CODE	CONNECTOR TYPE (TYPICAL)	SHELL SIZE
22/42/82	MIL-C-26482 SERIES 1 PAT 105, 608 & 603	08 - 24
26/46/86	MIL-C-38999 SERIES 1 & 2 PAT 614 & 616 PAN 6433-1	08 - 24
28/48/88	MIL-C-83723 SERIES 1 & 3 MIL-C-26482 SERIES 2 PAT 602 & PAN 6432-1 & -4	08 - 24
32/52/92	MIL-C-38999 SERIES 3 & 4 METRIC THREAD (EN3645)	09 - 25
38/58/98	PAN 6433-2 LN29729	08 - 24

TABLE 3

SHELL SIZE
08/09
10/11
12/13
14/15
16/17
18/19
20/21
22/23
24/25

TABLE 5

ENTRY CODE	MAX CABLE ACCOMMODATION
08/09	6.5
10/11	9.3
12/13	12.7
14/15	14.4
16/17	17.8
18/19	19.6
20/21	24.1
22/23	27.0
24/25	29.2

TABLE 4

CODE	DESCRIPTION
G	BLACK ZINC NICKEL
J	ELECTROLESS NICKEL
W	CADMIUM + OLIVE DRAB
Z	ZINC COBALT + OLIVE DRAB

TABLE 6

CODE	DESCRIPTION
C	CLAMP BARS
T	TIE POST
N	PLAIN NUT

NOTES:

1. WORKING LENGTH IN 0.5" INCREMENTS. FOR EXAMPLE WORKING LENGTH 4 = 2". KC2400 MINIMUM WORKING LENGTH IS 1. (STRAIGHT BACKSHELLS ONLY - OMIT ON ANGLED VERSIONS)
2. USE 22/26/28/32/38 FOR STRAIGHT BACKSHELLS, 42/46/48/52/58 FOR 45° BACKSHELLS & 82/86/88/92/98 FOR 90° BACKSHELLS.
3. THE ABOVE INFORMATION IS TYPICAL AND MANY OTHER OPTIONS & VARIATIONS ARE AVAILABLE, PLEASE CONSULT FACTORY.
4. CONSULT FACTORY IF REQUIRED.